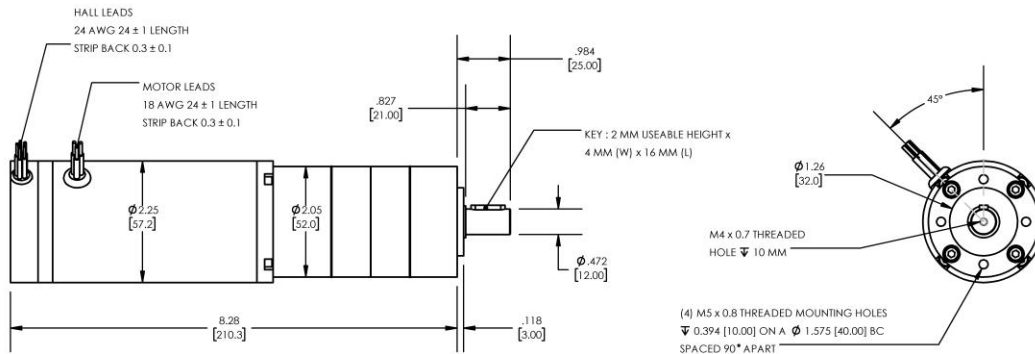
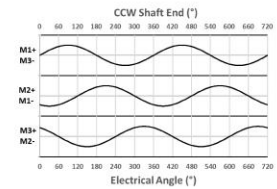
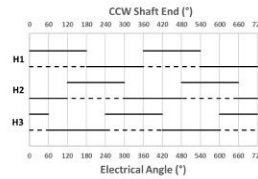


**Model Number:**
**MMP BL58-487D-36V GP52-046**

MOTOR LEADS	
LEAD	COLOR
M1	RED
M2	BLACK
M3	WHITE

HALL LEADS	
LEAD	COLOR
H1	BLUE
H2	GREY
H3	VIOLET
VCC	RED
GND	BLACK



DIMENSIONS ARE INCHES [MM] UNLESS OTHERWISE STATED

PLANETARY GEARMOTOR OUTPUT PARAMETERS:	VALUE	UNITS	TOLERANCE
Gearhead Ratio (exact)	45.56 : 1		
Gearhead Shaft Output Speed (at full-load)	105	RPM	MAX
Gearmotor Rated Continuous Torque	213	In-Lbs	MAX
Gearmotor Rated Peak Torque	<b>213++</b>	In-Lbs	----
Gearhead Standard Backlash	45	Arc Minutes	MAX
Gearhead Efficiency	75%	----	----
Output Shaft Radial Load Capacity	72	Lbs	MAX
Output Shaft Axial Load Capacity	23	Lbs	MAX
Gearmotor Total Weight	4.1	Lbs	MAX

**++ All Peak Torque values are dependent upon duty. Contact our sales office for details.**

DC MOTOR PERFORMANCE PARAMETERS:	VALUE	UNITS	TOLERANCE
Rated DC Voltage	36	DC VOLTS	----
Rated Continuous Current	12.2	AMPERES	----
No-Load Speed	5625	RPM	MAX
Rated Speed	4766	RPM	+/- 15%
Rated Continuous Power Out	352	WATTS	+/- 15%
Rated Continuous Torque	100	OZ-IN	----
Peak Torque (motor only)	461	OZ-IN	----
No-Load Current	0.64	AMPERES	MAX
Back EMF Constant (Ke)	6.4	V/KRPM	+/- 10%
Torque Constant (Kt)	8.7	OZ-IN/AMP	+/- 10%
DC Armature Resistance	0.45	OHMS	+/- 15%
Armature Inductance	0.37	mH	+/- 15%
Armature temperature	155	DEG. C	MAX

**NOTES:**

- ENCODER & BRAKE OPTIONS AVAILABLE – [FOLLOW THIS LINK FOR DETAILS](#)
- NEMA MOUNTING FLANGE OPTION AVAILABLE – [FOLLOW THIS LINK FOR DETAILS](#)

**MIDWEST MOTION PRODUCTS**
**DESIGN, MANUFACTURING & DISTRIBUTION - MOTION CONTROL EQUIPMENT**
[www.midwestmotion.com](http://www.midwestmotion.com)

 email: [sales@midwestmotion.com](mailto:sales@midwestmotion.com)